

Topic: Car Listing: Deployment using Heroku Part 19B

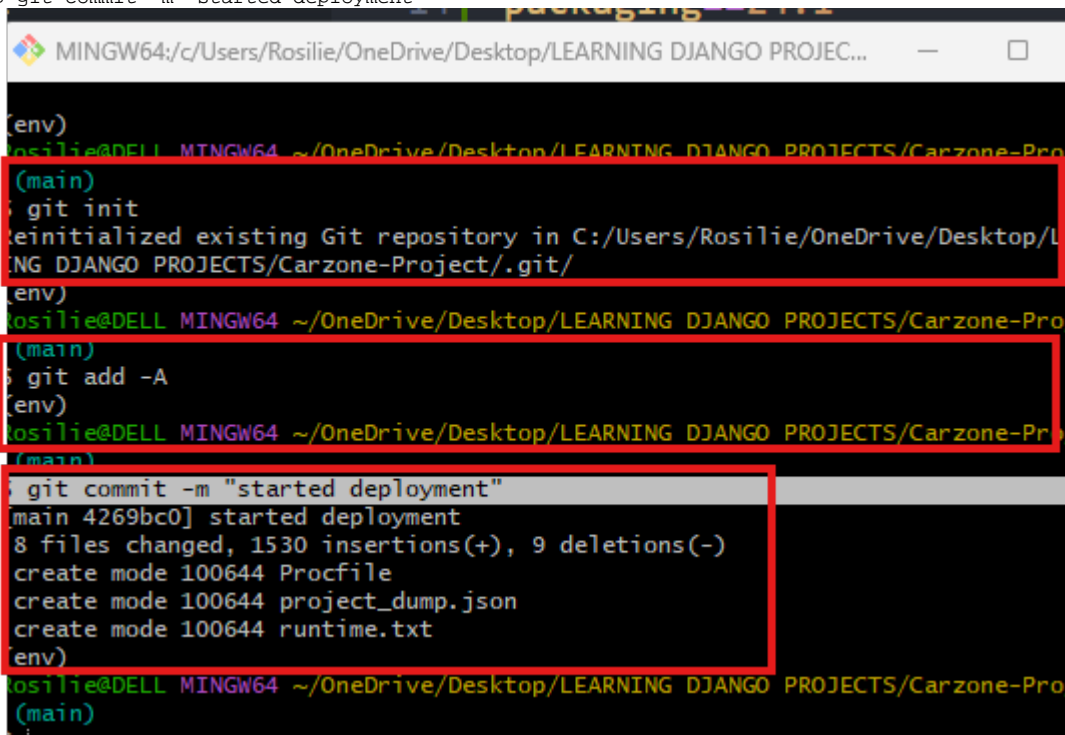
Speaker: / Notebook: Django Project: Car Listing



1. This is the SECOND PART in the Django deployment in Heroku.

2. The next thing we need to do is use the GIT command to

```
$ git init
$ git add -A
$ git commit -m "started deployment"
```

A screenshot of a Windows terminal window. The title bar shows the path 'MINGW64:/c:/Users/Rosilie/OneDrive/Desktop/LEARNING DJANGO PROJEC...'. The terminal content shows the execution of three Git commands: 'git init', 'git add -A', and 'git commit -m "started deployment"'. The output for 'git init' shows a repository was initialized. The output for 'git commit' shows 8 files changed, including 'Procfile', 'project_dump.json', and 'runtime.txt'. Three red rectangular boxes highlight the command lines and their corresponding outputs.

```
(env)
rosilie@DELL MINGW64 ~/OneDrive/Desktop/LEARNING DJANGO PROJECTS/Carzone-Proj
(main)
> git init
Initialized existing Git repository in C:/Users/Rosilie/OneDrive/Desktop/LEA
NING DJANGO PROJECTS/Carzone-Project/.git/
(env)
rosilie@DELL MINGW64 ~/OneDrive/Desktop/LEARNING DJANGO PROJECTS/Carzone-Proj
(main)
> git add -A
(env)
rosilie@DELL MINGW64 ~/OneDrive/Desktop/LEARNING DJANGO PROJECTS/Carzone-Proj
(main)
> git commit -m "started deployment"
[main 4269bc0] started deployment
8 files changed, 1530 insertions(+), 9 deletions(-)
create mode 100644 Procfile
create mode 100644 project_dump.json
create mode 100644 runtime.txt
(env)
rosilie@DELL MINGW64 ~/OneDrive/Desktop/LEARNING DJANGO PROJECTS/Carzone-Proj
(main)
```

3. Issue the HEROKU command,

```
$ heroku create
```

```
MINGW64:/c/Users/Rosilie/OneDrive/Desktop/LEARNING DJANGO PROJEC...
(main)
$ git commit -m "started deployment"
[main 4269bc0] started deployment
 8 files changed, 1530 insertions(+), 9 deletions(-)
 create mode 100644 Procfile
 create mode 100644 project_dump.json
 create mode 100644 runtime.txt
(env)
Rosilie@DELL MINGW64 ~/OneDrive/Desktop/LEARNING DJANGO PROJECTS/Carzone-Proj
(main)
$ heroku create
» Warning: heroku update available from 7.53.0 to 9.0.0.
Creating app... !
! To create an app, verify your account by adding payment information.
! Verify now at https://heroku.com/verify Learn more at
! https://devcenter.heroku.com/articles/account-verification
(env)
Rosilie@DELL MINGW64 ~/OneDrive/Desktop/LEARNING DJANGO PROJECTS/Carzone-Proj
(main)
$ ^C
(env)
Rosilie@DELL MINGW64 ~/OneDrive/Desktop/LEARNING DJANGO PROJECTS/Carzone-Proj
(main)
```

You have to go back to your browser and in the HEROKU PAGE, ADD A PAYMENT method since HEROKU does NOT provide a free account.

You have subscribed using the ECO DYNOS PLAN for personal projects. If this is not the case anymore, you can upgrade to HIGHER DYNOS PLAN.

After payment, we issued the command again and we get this:

```
(main)
$ heroku create
» warning: heroku update available from 7.53.0 to 9.0.0.
Creating app... done, cryptic-chamber-84584
https://cryptic-chamber-84584-1d8b906e2db3.herokuapp.com/ | https://git.heroku.
om/cryptic-chamber-84584.git
(env)
Rosilie@DELL MINGW64 ~/OneDrive/Desktop/LEARNING DJANGO PROJECTS/Carzone-Projec
```

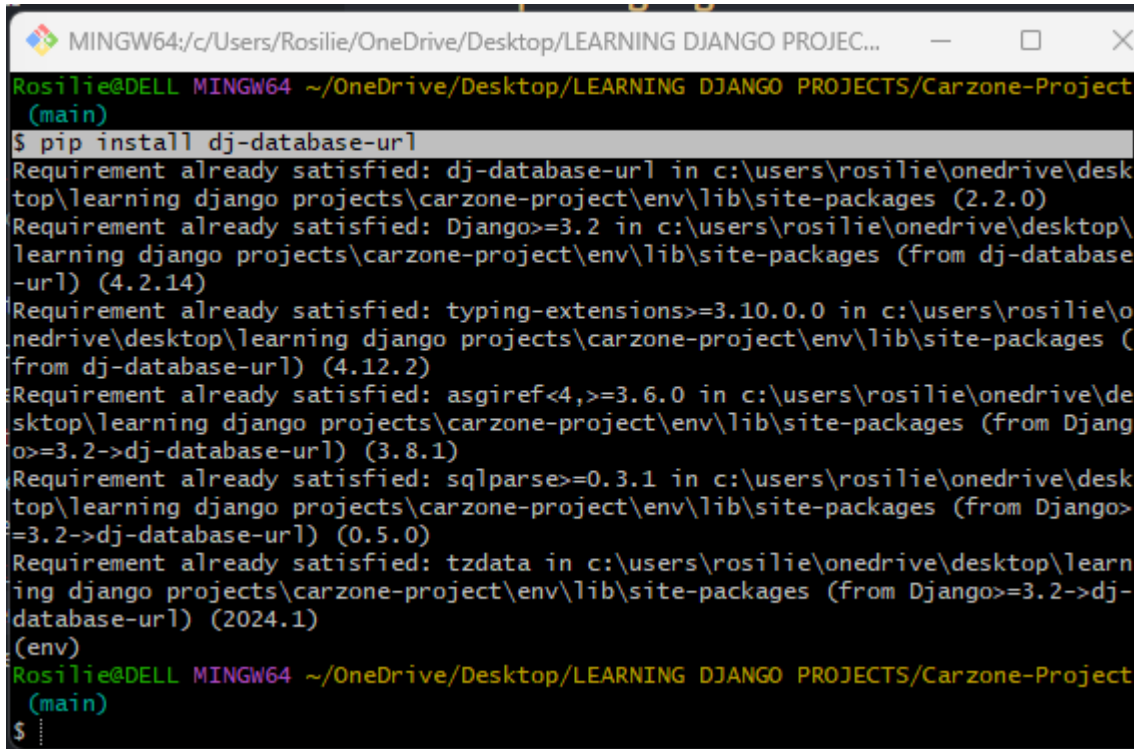
CRYPTIC-CHAMBER-84584 is the random app name if heroku create code has no app-name.

**UPDATED: You recreated your app when you destroyed CRYPTIC-CHAMBER-84584 , this is your new random app name

```
MINGW64:/c/Users/Rosilie/OneDrive/Desktop/LEARNING DJANGO PROJEC...
(env)
Rosilie@DELL MINGW64 ~/OneDrive/Desktop/LEARNING DJANGO PROJECTS/Carzone-Project
(main)
$ heroku pg:info
» Warning: heroku update available from 7.53.0 to 9.0.0.
! Couldn't find that app.
(env)
Rosilie@DELL MINGW64 ~/OneDrive/Desktop/LEARNING DJANGO PROJECTS/Carzone-Project
(main)
$ heroku whoami
» Warning: heroku update available from 7.53.0 to 9.0.0.
rn1devsolutions@gmail.com
(env)
Rosilie@DELL MINGW64 ~/OneDrive/Desktop/LEARNING DJANGO PROJECTS/Carzone-Project
(main)
$ heroku create
» Warning: heroku update available from 7.53.0 to 9.0.0.
Creating app... done, lit-cliffs-98316
https://lit-cliffs-98316-70180276948a.herokuapp.com/ | https://git.heroku.com/li
t-cliffs-98316.git
(env)
Rosilie@DELL MINGW64 ~/OneDrive/Desktop/LEARNING DJANGO PROJECTS/Carzone-Project
(main)
```

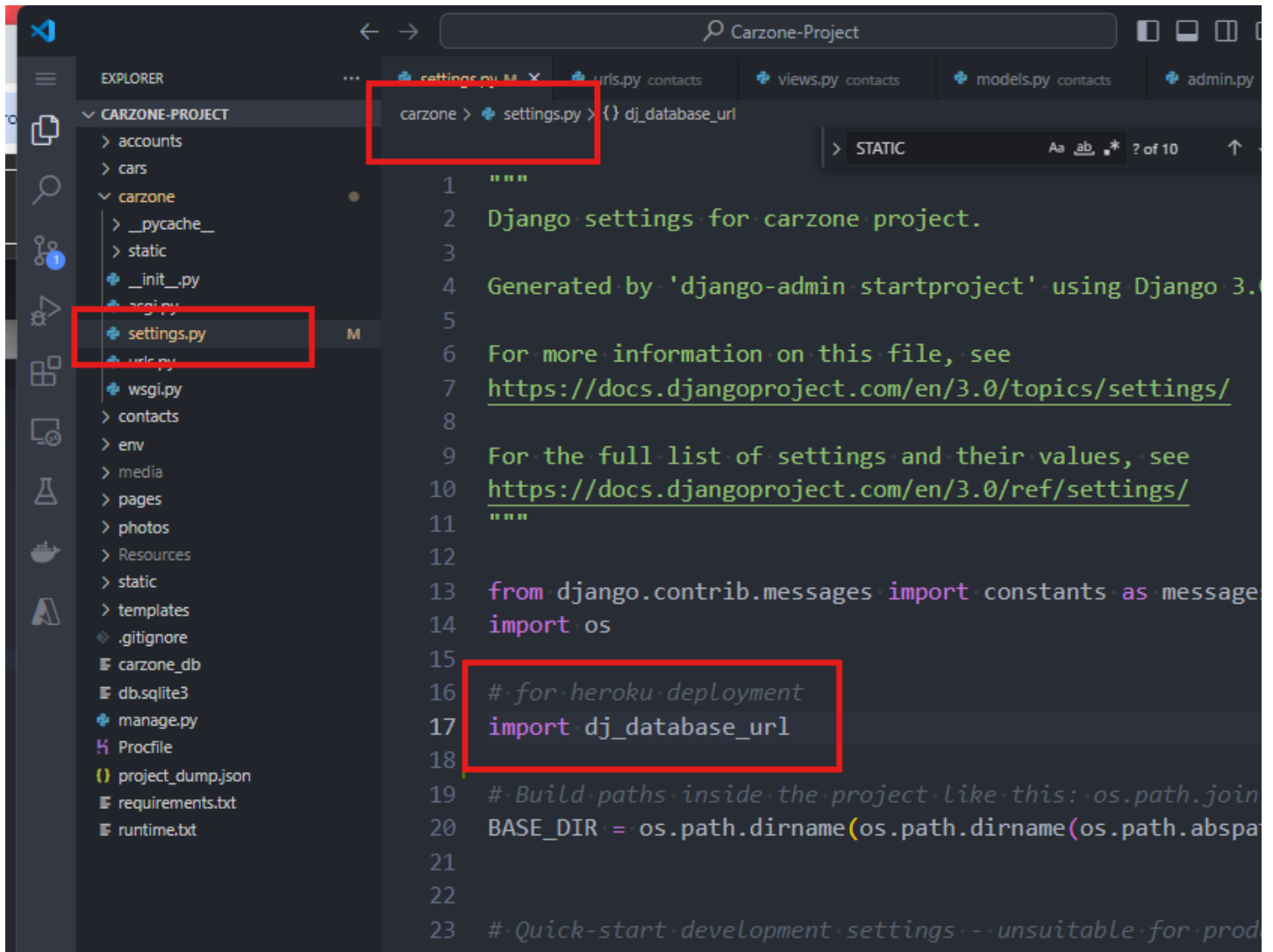
4. Go back to the Gitbash terminal, and issue:

```
$ pip install dj-database-url
```



```
MINGW64:/c:/Users/Rosilie/OneDrive/Desktop/LEARNING DJANGO PROJEC...
Rosilie@DELL MINGW64 ~/OneDrive/Desktop/LEARNING DJANGO PROJECTS/Carzone-Project
(main)
$ pip install dj-database-url
Requirement already satisfied: dj-database-url in c:\users\rosilie\onedrive\desk
top\learning django projects\carzone-project\env\lib\site-packages (2.2.0)
Requirement already satisfied: Django>=3.2 in c:\users\rosilie\onedrive\desktop\
learning django projects\carzone-project\env\lib\site-packages (from dj-database
-url) (4.2.14)
Requirement already satisfied: typing-extensions>=3.10.0.0 in c:\users\rosilie\o
nedrive\desktop\learning django projects\carzone-project\env\lib\site-packages (
from dj-database-url) (4.12.2)
Requirement already satisfied: asgiref<4,>=3.6.0 in c:\users\rosilie\onedrive\de
sktop\learning django projects\carzone-project\env\lib\site-packages (from Djang
o>=3.2->dj-database-url) (3.8.1)
Requirement already satisfied: sqlparse>=0.3.1 in c:\users\rosilie\onedrive\desk
top\learning django projects\carzone-project\env\lib\site-packages (from Django>
=3.2->dj-database-url) (0.5.0)
Requirement already satisfied: tzdata in c:\users\rosilie\onedrive\desktop\learn
ing django projects\carzone-project\env\lib\site-packages (from Django>=3.2->dj-
database-url) (2024.1)
(env)
Rosilie@DELL MINGW64 ~/OneDrive/Desktop/LEARNING DJANGO PROJECTS/Carzone-Project
(main)
$
```

5. Update the SETTINGS.PY as



```
Carzone-Project
EXPLORER
CARZONE-PROJECT
  accounts
  cars
  carzone
    __pycache__
    static
    __init__.py
    asgi.py
    settings.py
    urls.py
    wsgi.py
  contacts
  env
  media
  pages
  photos
  Resources
  static
  templates
  .gitignore
  carzone_db
  db.sqlite3
  manage.py
  Procfile
  project_dump.json
  requirements.txt
  runtime.txt
  settings.py M
  urls.py
  views.py
  contacts
  models.py
  contacts
  admin.py
carzone > settings.py > {} dj_database_url
1 """
2 Django settings for carzone project.
3
4 Generated by 'django-admin startproject' using Django 3.
5
6 For more information on this file, see
7 https://docs.djangoproject.com/en/3.0/topics/settings/
8
9 For the full list of settings and their values, see
10 https://docs.djangoproject.com/en/3.0/ref/settings/
11 """
12
13 from django.contrib.messages import constants as message
14 import os
15
16 # for heroku deployment
17 import dj_database_url
18
19 # Build paths inside the project like this: os.path.join
20 BASE_DIR = os.path.dirname(os.path.dirname(os.path.abspa
21
22
23 # Quick-start development settings - unsuitable for prod
24 # ...
```

Next, comment out or delete the section below in the SETTINGS.PY:

```
DATABASES = {
    'default': {
        'ENGINE': 'django.db.backends.postgresql',
        'NAME': 'carzone_db',
        'USER': 'postgres',
        'PASSWORD': 'postgres',
        'HOST': 'localhost',
    }
}
```

After removing the database block that was used in our localhost, we add this new line:

Syntax:

```
DATABASES = {'default':dj_database_url.config(default='postgres://user:password@localhost/dbname' ) }
```

Using the DATABASES line, change it to your own database credentials. Use the details of your commented DATABASES BLOCK to replace the value of USER as POSTGRES, PASSWORD=YOUR DB PASSWORD, DBNAME as CARZONE_DB

```
# We remove this block for HEROKU deployment
# DATABASES = {
#     'default': {
#         'ENGINE': 'django.db.backends.postgresql',
#         'NAME': 'carzone_db',
#         'USER': 'postgres',
#         'PASSWORD': 'postgres',
#         'HOST': 'localhost',
#     }
# }

# we add this block for HEROKU deployment
DATABASES = {'default': dj_database_url.config(
    default='postgres://postgres:postgres@localhost/carzone_db' ) }
```

6. Replace DEBUG=TRUE to DEBUG=FALSE during deployment or production.

FROM:

```
# SECURITY WARNING: don't run with debug turned on in production!
DEBUG = True
```

TO:

```
# SECURITY WARNING: don't run with debug turned on in production!
DEBUG = False
```

7. Next install, install the new package WHITENOISE

```
$ pip install whitenoise
```

```
Rosilie@DELL MINGW64 ~/OneDrive/Desktop/LEARNING DJANGO PROJECTS/Carzone-Proje
(main)
$ pip install whitenoise
Requirement already satisfied: whitenoise in c:\users\rosilie\onedrive\desktop
earning django projects\carzone-project\env\lib\site-packages (6.7.0)
(env)
Rosilie@DELL MINGW64 ~/OneDrive/Desktop/LEARNING DJANGO PROJECTS/Carzone-Proje
(main)
```

8. Update SETTINGS.PY for WHITENOISE PACKAGE CONFIGURATION.

```
67 MIDDLEWARE = [
68     'django.middleware.security.SecurityMiddleware',
69     'django.contrib.sessions.middleware.SessionMiddleware',
70     'django.middleware.common.CommonMiddleware',
71     'django.middleware.csrf.CsrfViewMiddleware',
72     'django.contrib.auth.middleware.AuthenticationMiddleware',
73     'django.contrib.messages.middleware.MessageMiddleware',
74     'django.middleware.clickjacking.XFrameOptionsMiddleware',
75     # allauth account middleware for social login
76     'allauth.account.middleware.AccountMiddleware',
77     # for HEROKU deployment
78     'whitenoise.middleware.WhiteNoiseMiddleware',
79 ]
80 ]
81
```

```
carzone > settings.py > ...
198 EMAIL_USE_TLS = True
199
200 # Whitenoise Configuration for HEROKU deployment
201 STATICFILES_STORAGE = 'whitenoise.storage.CompressedManifestStaticFilesStorage'
202
```

9. We need to update our Github repository. We issue the commands "GIT ADD -A", "GIT COMMIT -M "COMMENT"" but we CANNOT PUSH THIS TO GITHUB. We should however push this to GITHUB HEROKU. So we issue the command:

TAKE NOTE THAT ONCE YOU CREATE AN APP WITH HEROKU, ALL GIT COMMANDS ARE UPDATING THE HEROKU SERVER AND NOT THE GITHUB SERVER.

The tutorial uses GIT PUSH HEROKU MASTER, but this gives you an error. You have been using MAIN in your GITHUB REPOSITORIES. So with Heroku, we will use MAIN as well.

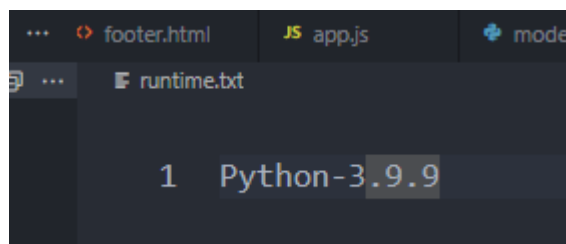
```
(main)
$ git push heroku main
Enumerating objects: 13963, done.
Counting objects: 100% (13963/13963), done.
Delta compression using up to 8 threads
Compressing objects: 100% (10396/10396), done.
Writing objects: 15% (2095/13963), 10.01 MiB | 2.08 MiB/s
```

10. You encountered an error message that is similar to the tutorial (tutorial uses Python 3.8.2 for Stack Heroku 18. Your error message is the same but for Python 3.9;9 Stack Heroku 22.

```
(env)
Rosilie@DELL MINGW64 ~/OneDrive/Desktop/LEARNING DJANGO PROJECTS/Carzone-Pro
(main)
$ git push heroku main
Enumerating objects: 13963, done.
Counting objects: 100% (13963/13963), done.
Delta compression using up to 8 threads
Compressing objects: 100% (10396/10396), done.
Writing objects: 100% (13963/13963), 26.13 MiB | 2.47 MiB/s, done.
Total 13963 (delta 4429), reused 7289 (delta 2023), pack-reused 0
remote: Resolving deltas: 100% (4429/4429), done.
remote: Updated 7697 paths from 209f505
remote: Compressing source files... done.
remote: Building source:
remote:
remote: -----> Building on the Heroku-22 stack
remote: -----> Determining which buildpack to use for this app
remote: -----> Python app detected
remote: -----> Using Python version specified in runtime.txt
remote: ! Requested runtime 'Python-3.9.9' is not available for this st
(remote-22).
remote: ! For a list of the supported Python versions, see:
remote: ! https://devcenter.heroku.com/articles/python-support#supporte
ntimes
remote: ! Push rejected, failed to compile Python app.
remote: ! Push failed
remote: Verifying deploy...
remote: ! Push rejected to cryptic-chamber-84584.
remote:
To https://git.heroku.com/cryptic-chamber-84584.git
! [remote rejected] main -> main (pre-receive hook declined)
error: failed to push some refs to 'https://git.heroku.com/cryptic-chamber-8
.git'
(env)
Rosilie@DELL MINGW64 ~/OneDrive/Desktop/LEARNING DJANGO PROJECTS/Carzone-Pro
(main)
$ AC
```

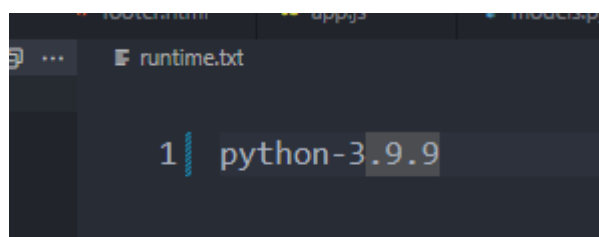
To correct this, update your RUNTIME.TXT and make Python to small letters.

FROM:



```
1 Python-3.9.9
```

TO:



```
1 python-3.9.9
```

Update your REQUIREMENTS.TXT to make sure that you have the newly installed packages added (DJ_DJANGO_URL,WHITENOISE,GUNICORN,PSYCOPG2-BINARY)

```
$ pip freeze > requirements.txt
```

11. Use GIT codes to push our changes to HEROKU SERVER. However, you will still encounter errors.

```
(env)
Rosilie@DELL MINGW64 ~/OneDrive/Desktop/LEARNING DJANGO PROJECTS/Carzone-Project (
$ pip freeze > requirements.txt|
(env)
Rosilie@DELL MINGW64 ~/OneDrive/Desktop/LEARNING DJANGO PROJECTS/Carzone-Project
(main)
$ git add -A
(env)
Rosilie@DELL MINGW64 ~/OneDrive/Desktop/LEARNING DJANGO PROJECTS/Carzone-Project
(main)
$ git commit -m "Corrected Runtime file"
[main 6b12414] Corrected Runtime file
 1 file changed, 1 insertion(+), 1 deletion(-)
(env)
Rosilie@DELL MINGW64 ~/OneDrive/Desktop/LEARNING DJANGO PROJECTS/Carzone-Project
(main)
$ git push heroku main
Enumerating objects: 13966, done.
Counting objects: 100% (13966/13966), done.
Delta compression using up to 8 threads
Compressing objects: 100% (10398/10398), done.
Writing objects: 100% (13966/13966), 26.13 MiB | 2.51 MiB/s, done.
Total 13966 (delta 4428), reused 7289 (delta 2023), pack-reused 0
remote: Resolving deltas: 100% (4428/4428), done.
remote: Updated 7697 paths from 06e6f27
remote: Compressing source files... done.
remote: Building source:
remote:
remote: -----> Building on the Heroku-22 stack
remote: -----> Determining which buildpack to use for this app
remote: -----> Python app detected
remote: -----> Using Python version specified in runtime.txt
remote: !
```

```
remote:
remote: ! Error while running '$ python manage.py collectstatic --noinput'.
remote: See traceback above for details.
remote:
remote: You may need to update application code to resolve this error.
remote: Or, you can disable collectstatic for this application:
remote:
remote:     $ heroku config:set DISABLE_COLLECTSTATIC=1
remote:
remote:     https://devcenter.heroku.com/articles/django-assets
remote: ! Push rejected, failed to compile Python app.
remote:
remote: ! Push failed
remote: Verifying deploy...
remote:
remote: ! Push rejected to cryptic-chamber-84584.
remote:
To https://git.heroku.com/cryptic-chamber-84584.git
 ! [remote rejected] main -> main (pre-receive hook declined)
error: failed to push some refs to 'https://git.heroku.com/cryptic-chamber-84584
(env)
Rosilie@DELL MINGW64 ~/OneDrive/Desktop/LEARNING DJANGO PROJECTS/Carzone-Project
$ !
```

This error was caused by the misspell you have on : We need to PUSH OUR CHANGES TO HEROKU SERVER AGAIN

```
carzone > settings.py > ...
198 EMAIL_USE_TLS = True
199
200 # Whitenoise Configuration for HEROKU deployment
201 STATICFILES_STORAGE = 'whitenoise.storage.CompressedManifestStaticFilesStorage'
202
```

```
carzone > settings.py > ...
194 EMAIL_HOST = 'smtp.gmail.com'
195 EMAIL_PORT = 587
196 EMAIL_HOST_USER = 'rosy61625@gmail.com'
197 EMAIL_HOST_PASSWORD = 'xmkamjunbsjvvipt'
198 EMAIL_
199
200 # Whit
201 ST
202
```

```
remote: Verifying deploy...
remote:
remote: !       Push rejected to cryptic-chamber-84584.
remote:
To https://git.heroku.com/cryptic-chamber-84584.git
! [remote rejected] main -> main (pre-receive hook declined)
error: failed to push some refs to 'https://git.heroku.com/cryptic-chamber-84584.git'
Rosilie@DELL MINGW64 ~/OneDrive/Desktop/LEARNING DJANGO PROJECTS/Carzone-Project
$ AC
(env)
Rosilie@DELL MINGW64 ~/OneDrive/Desktop/LEARNING DJANGO PROJECTS/Carzone-Project
$ git status
On branch main
Your branch is ahead of 'origin/main' by 4 commits.
(use "git push" to publish your local commits)

Changes not staged for commit:
  (use "git add <file>..." to update what will be committed)
  (use "git restore <file>..." to discard changes in working directory)
        modified:   carzone/settings.py

no changes added to commit (use "git add" and/or "git commit -a")
(env)
Rosilie@DELL MINGW64 ~/OneDrive/Desktop/LEARNING DJANGO PROJECTS/Carzone-Project
(main)
$ git add -A
(env)
Rosilie@DELL MINGW64 ~/OneDrive/Desktop/LEARNING DJANGO PROJECTS/Carzone-Project
(main)
$ git commit -m "Corrected Whitenoise for StaticFiles Storage"
[main d13b02d] Corrected Whitenoise for StaticFiles Storage
 1 file changed, 1 insertion(+), 1 deletion(-)
(env)
Rosilie@DELL MINGW64 ~/OneDrive/Desktop/LEARNING DJANGO PROJECTS/Carzone-Project
(main)
$ git push heroku main
Enumerating objects: 13970, done.
Counting objects: 100% (13970/13970), done.
Delta compression using up to 8 threads
Compressing objects: 100% (10402/10402), done.
Writing objects: 47% (6655/13970), 13.30 MiB | 2.31 MiB/s
remote:
path: project_dump.json:588
```

12. Modifications made:

13. We encountered CONNECTION REFUSED ERROR,

```

remote:     return func(*args, **kwargs)
remote:   File "/app/.heroku/python/lib/python3.9/site-packages/django/db/backends/postgresql/base.py", line 275, in get_new_connection
remote:     connection = self.Database.connect(**conn_params)
remote:   File "/app/.heroku/python/lib/python3.9/site-packages/psycopg2/__init__.py", line 122, in connect
remote:     conn = _connect(dsn, connection_factory=connection_factory, **kwargs)
remote: psycopg2.OperationalError: connection to server at "localhost" (127.0.0.1), port 5434 failed: Connection refused
remote:     Is the server running on that host and accepting TCP/IP connections?
remote:
remote:
remote: The above exception was the direct cause of the following exception:
remote:
remote: Traceback (most recent call last):
remote:   File "/app/manage.py", line 21, in <module>
remote:     main()
remote:   File "/app/manage.py", line 17, in main
remote:     execute_from_command_line(sys.argv)
remote:   File "/app/.heroku/python/lib/python3.9/site-packages/django/core/management/__init__.py", line 442, in execute_from_command_line
remote:     utility.execute()
remote:   File "/app/.heroku/python/lib/python3.9/site-packages/django/core/management/__init__.py", line 436, in execute
remote:     self.fetch_command(subcommand).run_from_argv(self.argv)
remote:   File "/app/.heroku/python/lib/python3.9/site-packages/django/core/management/base.py", line 412, in run_from_argv
remote:     self.execute(*args, **cmd_options)
remote:   File "/app/.heroku/python/lib/python3.9/site-packages/django/core/management/base.py", line 458, in execute
remote:     output = self.handle(*args, **options)
remote:   File "/app/.heroku/python/lib/python3.9/site-packages/django/core/management/base.py", line 106, in wrapper
remote:     res = handle_func(*args, **kwargs)
remote:   File "/app/.heroku/python/lib/python3.9/site-packages/django/core/management/commands/migrate.py", line 117, in handle
remote:     executor = MigrationExecutor(connection, self.migration_progress_callback)
remote:   File "/app/.heroku/python/lib/python3.9/site-packages/django/db/migrations/executor.py", line 18, in __init__
remote:     self.loader = MigrationLoader(self.connection)
remote:   File "/app/.heroku/python/lib/python3.9/site-packages/django/db/migrations/loader.py", line 58, in __init__
remote:     self.build_graph()
remote:   File "/app/.heroku/python/lib/python3.9/site-packages/django/db/migrations/loader.py", line 235, in build_graph
remote:     self.applied_migrations = recorder.applied_migrations()
remote:   File "/app/.heroku/python/lib/python3.9/site-packages/django/db/migrations/recorder.py", line 81, in applied_migrations
remote:     if self.has_table():
remote:   File "/app/.heroku/python/lib/python3.9/site-packages/django/db/migrations/recorder.py", line 57, in has_table
remote:     with self.connection.cursor() as cursor:
remote:   File "/app/.heroku/python/lib/python3.9/site-packages/django/utils/asyncio.py", line 26, in inner
remote:     return func(*args, **kwargs)
remote:   File "/app/.heroku/python/lib/python3.9/site-packages/django/db/backends/base/base.py", line 330, in cursor
remote:     return self._cursor()
remote:   File "/app/.heroku/python/lib/python3.9/site-packages/django/db/backends/base/base.py", line 306, in _cursor
remote:     self.ensure_connection()
remote:   File "/app/.heroku/python/lib/python3.9/site-packages/django/utils/asyncio.py", line 26, in inner
remote:     return func(*args, **kwargs)
remote:   File "/app/.heroku/python/lib/python3.9/site-packages/django/db/backends/base/base.py", line 289, in ensure_connection
remote:     self.connect()
remote:   File "/app/.heroku/python/lib/python3.9/site-packages/django/db/utils.py", line 91, in __exit__
remote:     raise dj_exc_value.with_traceback(traceback) from exc_value
remote:   File "/app/.heroku/python/lib/python3.9/site-packages/django/db/backends/base/base.py", line 289, in ensure_connection
remote:     self.connect()
remote:   File "/app/.heroku/python/lib/python3.9/site-packages/django/utils/asyncio.py", line 26, in inner
remote:     return func(*args, **kwargs)
remote:   File "/app/.heroku/python/lib/python3.9/site-packages/django/db/backends/base/base.py", line 270, in connect
remote:     self.connection = self.get_new_connection(conn_params)
remote:   File "/app/.heroku/python/lib/python3.9/site-packages/django/utils/asyncio.py", line 26, in inner
remote:     return func(*args, **kwargs)
remote:   File "/app/.heroku/python/lib/python3.9/site-packages/django/db/backends/postgresql/base.py", line 275, in get_new_connection
remote:     connection = self.Database.connect(**conn_params)
remote:   File "/app/.heroku/python/lib/python3.9/site-packages/psycopg2/__init__.py", line 122, in connect
remote:     conn = _connect(dsn, connection_factory=connection_factory, **kwargs)
remote: django.db.utils.OperationalError: connection to server at "localhost" (127.0.0.1), port 5434 failed: Connection refused
remote:     Is the server running on that host and accepting TCP/IP connections?
remote:
remote:
remote: Waiting for release... failed.
To https://git.heroku.com/cryptic-chamber-84584.git
83658a7..8003284 main -> main

```

We install the the HEROKU POSTGRES ADDON

heroku addons:create heroku-postgresql

```

83658a7..8003284 main -> main
(main)
Rosilie@DELL MINGW64 ~/OneDrive/Desktop/LEARNING DJANGO PROJECTS/Carzone-Project
$ heroku addons:create heroku-postgresql
» warning: heroku update available from 7.33.0 to 9.0.0.
Creating heroku-postgresql on cryptic-chamber-84584... $5/month
Database should be available soon
postgresql-concave-33114 is being created in the background. The app will restart when complete...
Use heroku addons:info postgresql-concave-33114 to check creation progress
Use heroku addons:docs heroku-postgresql to view documentation
(env)
Rosilie@DELL MINGW64 ~/OneDrive/Desktop/LEARNING DJANGO PROJECTS/Carzone-Project
(main)
$

```

14. After the POSTGRES ADD-ON code was run we take the Database Info and its DATABASE_URL

```
(main)
$ heroku pg:info
» Warning: heroku update available from 7.53.0 to 9.0.0.
=== HEROKU_POSTGRESQL_AQUA_URL
Plan:          essential-0
Status:        Available
Connections:   unknown/20
PG Version:    16.2
Created:       2024-07-27 18:09
Data Size:     unknown usage / 1 GB (In compliance)
Tables:        0/4000 (In compliance)
Fork/Follow:   Unsupported
Rollback:      Unsupported
Continuous Protection: Off
Add-on:        postgresql-concave-33114

(env)
Rosilie@DELL MINGW64 ~/OneDrive/Desktop/LEARNING DJANGO PROJECTS/Carzone-Proj
(main)
$ heroku config:get DATABASE_URL
» Warning: heroku update available from 7.53.0 to 9.0.0.
postgres://postgres:[REDACTED]@localhost:5434/carzone_db
(env)
Rosilie@DELL MINGW64 ~/OneDrive/Desktop/LEARNING DJANGO PROJECTS/Carzone-Proj
(main)
$
```

The hidden block is your database password.

UPDATED: All the screenshots here are from the first app that was causing the error.

We redo our deployment by creating a new one from heroku CLI.

- 1. Create a new heroku app (this can be done using the browser too):

```
MINGW64:/c:/Users/Rosilie/OneDrive/Desktop/LEARNING DJANGO PROJEC...
(env)
Rosilie@DELL MINGW64 ~/OneDrive/Desktop/LEARNING DJANGO PROJECTS/Carzone-Project
(main)
$ heroku pg:info
» Warning: heroku update available from 7.53.0 to 9.0.0.
! Couldn't find that app.
(env)
Rosilie@DELL MINGW64 ~/OneDrive/Desktop/LEARNING DJANGO PROJECTS/Carzone-Project
(main)
$ heroku whoami
» Warning: heroku update available from 7.53.0 to 9.0.0.
rnldevsolutions@gmail.com
(env)
Rosilie@DELL MINGW64 ~/OneDrive/Desktop/LEARNING DJANGO PROJECTS/Carzone-Project
(main)
$ heroku create
» Warning: heroku update available from 7.53.0 to 9.0.0.
Creating app... done, lit-cliffs-98316
https://lit-cliffs-98316-70180276948a.herokuapp.com/ | https://git.heroku.com/li
t-cliffs-98316.git
(env)
Rosilie@DELL MINGW64 ~/OneDrive/Desktop/LEARNING DJANGO PROJECTS/Carzone-Project
(main)
```

- 2. We need to have a HEROKU ADD-ON: POSTGRES, Since we had deleted our first app, heroku by default it pointing to this, so we issued explicitly the app's name,

```
MINGW64:/c:/Users/Rosilie/OneDrive/Desktop/LEARNING DJANGO PROJEC...
(env)
Rosilie@DELL MINGW64 ~/OneDrive/Desktop/LEARNING DJANGO PROJECTS/Carzone-Projec
(main)
$ heroku addons:create heroku-postgresql --app lit-cliffs-98316
Creating heroku-postgresql on lit-cliffs-98316... ~$0.007/hour (max $5/month)
Database should be available soon
postgresql-round-47191 is being created in the background. The app will restart
when complete...
Use heroku addons:info postgresql-round-47191 to check creation progress
Use heroku addons:docs heroku-postgresql to view documentation
(env)
Rosilie@DELL MINGW64 ~/OneDrive/Desktop/LEARNING DJANGO PROJECTS/Carzone-Projec
(main)
```

3. To see the creation of his new add-on, we issue:

```
(env)
Rosilie@DELL MINGW64 ~/OneDrive/Desktop/LEARNING DJANGO PROJECTS/Carzone-Projec
(main)
$ heroku addons:info postgresql-round-47191 --app lit-cliffs-98316
=== postgresql-round-47191

Attachments: lit-cliffs-98316::DATABASE
Installed at: Mon Jul 29 2024 19:28:53 GMT-0500 (Central Daylight Time)
Max Price: $5/month
Owning app: lit-cliffs-98316
Plan: heroku-postgresql:essential-0
Price: ~$0.007/hour
State: created
(env)
Rosilie@DELL MINGW64 ~/OneDrive/Desktop/LEARNING DJANGO PROJECTS/Carzone-Projec
(main)
```

4. Now, we need to update our SETTINGS.PY, so that it has the DATABASES credential:

```
DATABASES = {'default': dj_database_url.config(
    ... default='postgres://postgres:[REDACTED]@localhost:5434/carzone_db')}
```

The hidden block is your database password.

5. You need to push your files/folder to HEROKU MAIN, we issue the command 'GIT PUSH HEROKU MAIN' but this is causing as an error because of the destroyed app.

GIT REMOTE REMOVE HEROKU (to remove the remote link to our old app)

HEROKU GIT: REMOTE -A LIT-CLIFFS-98316 (to connect to our new app)

```
$ git push heroku main
remote: ! No such app as cryptic-chamber-84584.
fatal: repository 'https://git.heroku.com/cryptic-chamber-84584.git/' not found
(env)
Rosilie@DELL MINGW64 ~/OneDrive/Desktop/LEARNING DJANGO PROJECTS/Carzone-Projec
(main)
$ ^C
(env)
Rosilie@DELL MINGW64 ~/OneDrive/Desktop/LEARNING DJANGO PROJECTS/Carzone-Projec
(main)
$ git remote remove heroku
(env)
Rosilie@DELL MINGW64 ~/OneDrive/Desktop/LEARNING DJANGO PROJECTS/Carzone-Projec
(main)
$ heroku git:remote -a lit-cliffs-98316
set git remote heroku to https://git.heroku.com/lit-cliffs-98316.git
(env)
Rosilie@DELL MINGW64 ~/OneDrive/Desktop/LEARNING DJANGO PROJECTS/Carzone-Projec
(main)
```

6. UNFORTUNATELY, WE STOPPED BECAUSE HEROKU CANT SEEM TO IGNORE ALL MISSING BOOTSTRAP FILES. I tried to copy the the missing files from the Bootstrap website. but the error messages persist. We will work on deploying to Heroku again in the future.

UPDATE: Almost a week since my last HEROKU SERVER PUSH, I ran my server again and get this message:

```
static.py", line 209, in handle
remote:         collected = self.collect()
remote:         File "/app/.heroku/python/lib/python3.9/site-packages/django/contrib/staticfiles/management/commands/collectstatic.py", line 154, in collect
remote:             raise processed
remote:         whitenoise.storage.MissingFileError: The file 'js/bootstrap-select.js.map' could not be found with <whitenoise.storage.CompressedManifestStaticFilesStorage object at 0x7f0fb1988580>.
remote:         The JS file 'js/bootstrap-select.min.js' references a file which could not be found:
remote:         js/bootstrap-select.js.map
remote:         Please check the URL references in this JS file, particularly any
remote:         relative paths which might be pointing to the wrong location.
remote:         ! Error while running '$ python manage.py collectstatic --noinput'.
remote:         See traceback above for details.
remote:         You may need to update application code to resolve this error.
```

I used AI Copilot to give me solutions and gave this:



Copilot

Thanks for sharing your `MIDDLEWARE` settings. Everything looks correctly configured for Heroku deployment with WhiteNoise.

Here are a few additional steps to try:

- 1. Ensure All Static Files Are Present:** Double-check that all necessary static files, including `js/bootstrap-select.js.map`, are in your `carzone/static` directory.
- 2. Create an Empty Map File:** If the `.map` file is not essential, create an empty `js/bootstrap-select.js.map` file in your `carzone/static/js` directory to bypass the error.
- 3. Check File Paths:** Verify that the paths in your `js/bootstrap-select.min.js` file are correct and point to the right locations.
- 4. Run Collectstatic Locally:** Try running the `collectstatic` command locally to see if the issue persists. This can help identify if the problem is specific to the Heroku environment.

```
$ python manage.py collectstatic --noinput
```

- 5. Update Bootstrap Select:** Consider updating the Bootstrap Select library to the latest version to ensure all files are included.
- 6. Review Heroku Logs:**

Instead of writing an empty file of bootstrap-select.js.map, I searched for the file and copied it to CARZONE\STATIC\JS and push my changes again. Luckily, I get my migrations to run! Yahoo!

```
remote: WARNINGS:
remote: ?: (ckeditor.W001) django-ckeditor bundles CKEditor 4.22.1 which isn't supported anymore and which does have unfixed security issues, see for example https://
tor (maybe CKEditor 5 respectively django-ckeditor-5 after checking whether the CKEditor 5 license terms work for you) or switch to the non-free CKEditor 4 LTS packa
e django-ckeditor developers and we are not affiliated with CKSource and were not involved in the licensing change, so please refrain from complaining to us. Thanks.
remote: cars.Car: (models.W042) Auto-created primary key used when not defining a primary key type, by default 'django.db.models.AutoField'.
remote: HINT: Configure the DEFAULT_AUTO_FIELD setting or the CarsConfig.default_auto_field attribute to point to a subclass of AutoField, e.g. 'django.db.mo
remote: Operations to perform:
remote: Apply all migrations: account, admin, auth, cars, contacts, contenttypes, pages, sessions, sites, socialaccount
remote: Running migrations:
remote: Applying contenttypes.0001_initial... OK
remote: Applying auth.0001_initial... OK
remote: Applying account.0001_initial... OK
remote: Applying account.0002_email_max_length... OK
remote: Applying account.0003_alter_emailaddress_create_unique_verified_email... OK
remote: Applying account.0004_alter_emailaddress_drop_unique_email... OK
remote: Applying account.0005_emailaddress_idx_upper_email... OK
remote: Applying account.0006_emailaddress_lower... OK
remote: Applying account.0007_emailaddress_idx_email... OK
remote: Applying account.0008_emailaddress_unique_primary_email_fixup... OK
remote: Applying account.0009_emailaddress_unique_primary_email... OK
remote: Applying admin.0001_initial... OK
remote: Applying admin.0002_logentry_remove_auto_add... OK
remote: Applying admin.0003_logentry_add_action_flag_choices... OK
remote: Applying contenttypes.0002_remove_content_type_name... OK
remote: Applying auth.0002_alter_permission_name_max_length... OK
remote: Applying auth.0003_alter_user_email_max_length... OK
remote: Applying auth.0004_alter_user_username_opts... OK
remote: Applying auth.0005_alter_user_last_login_null... OK
remote: Applying auth.0006_require_contenttypes_0002... OK
remote: Applying auth.0007_alter_validators_add_error_messages... OK
remote: Applying auth.0008_alter_user_username_max_length... OK
remote: Applying auth.0009_alter_user_last_name_max_length... OK
remote: Applying auth.0010_alter_group_name_max_length... OK
remote: Applying auth.0011_update_proxy_permissions... OK
remote: Applying auth.0012_alter_user_first_name_max_length... OK
remote: Applying cars.0001_initial... OK
remote: Applying cars.0002_auto_20240714_1734... OK
remote: Applying cars.0003_alter_car_description_alter_car_features... OK
remote: Applying contacts.0001_initial... OK
remote: Applying pages.0001_initial... OK
remote: Applying pages.0002_rename_teams_team... OK
remote: Applying pages.0003_rename_google_plus_link_team_linkedin_link... OK
remote: Applying pages.0004_auto_20240714_1725... OK
remote: Applying pages.0005_alter_team_id... OK
remote: Applying sessions.0001_initial... OK
remote: Applying sites.0001_initial... OK
remote: Applying sites.0002_alter_domain_unique... OK
remote: Applying socialaccount.0001_initial... OK
remote: Applying socialaccount.0002_token_max_lengths... OK
remote: Applying socialaccount.0003_extra_data_default_dict... OK
remote: Applying socialaccount.0004_app_provider_id_settings... OK
remote: Applying socialaccount.0005_socialtoken_nullable_app... OK
remote: Applying socialaccount.0006_alter_socialaccount_extra_data... OK
remote: Waiting for release... done.
To https://git.heroku.com/lit-cliffs-98316.git
* [new branch] main -> main
(env)
Rosilie@DELL MINGW64 ~/OneDrive/Desktop/LEARNING DJANGO PROJECTS/Carzone-Project (main)
$
```